

Perforate

Fold

Cut

Glue/Adhesive

0.168in
4.2672mm

6.6856in
169.81424mm

0.625in
133.35mm

0.625in
133.35mm

5.25in
133.35mm

5.25in
133.35mm

5.25in
133.35mm

5.22in
132.588mm

1.25in
31.75mm

1.75in
44.45mm

7.50in
190.50mm

Disposable Surgical N95 Respirator
RESPIRATOR
N95 Cup Style

Disposable Surgical N95 Respirator
RESPIRATOR
N95 Cup Style

Louis M. Gerson Co., Inc.
MIDDLEBORO, MA 02346
1-800-225-8623

NIOSH
NATIONAL INSTITUTE FOR OCCUPATIONAL SAFETY AND HEALTH

This respirator is approved only in the following configuration.

TC	Protection ¹	Respirator	Cautions and Limitations ²
		1730	
B4A-0160	Surgical/N95	X	ABCIMNOS

1. Protection
N-95 Particulate filter (95% filter efficiency level) effective against particulate aerosols free of oil; time use restrictions apply.

2. Cautions and Limitations

- A - Not for use in atmospheres containing less than 19.5% oxygen.
- B - Not for use in atmospheres immediately dangerous to life or health.
- C - Do not exceed maximum use concentrations established by regulatory standards.
- J - Failure to properly use and maintain this product could result in injury or death.
- M - All approved respirators shall be selected, fitted, used and maintained in accordance with MSHA, OSHA and other applicable regulations.
- N - Never substitute, modify, add or omit parts. Use only exact replacement parts in the configuration as specified by the manufacturer.
- O - Refer to user instructions and/or maintenance manuals for information on use and maintenance of the respirators.
- S - Special or Critical User's Instructions and/or specific use limitations apply. Refer to User's Instructions before donning.

IMPORTANT NOTICE TO PURCHASER
Manufacturer warrants this product to be free from defects in material and workmanship. In the event that this product proves upon inspection to contain defects in material or workmanship, Manufacturer undertakes, at its option, to replace any portion proving defective or to refund the Buyer the purchase price paid by Buyer for this product. This warranty and Buyer's remedy of replacement or refund constitute the Manufacturer's exclusive warranty and the Buyer's sole remedy, in lieu of all other warranties expressed or implied. Except as provided above, Manufacturer shall not be liable for any loss or damage, whether direct, consequential, or incidental occasioned by the sale, use or misuse of this product, other than death or personal injury directly resulting from Manufacturer's negligence. Buyer shall determine the suitability of this product for its intended use and except provided above, assumes all risks and liability in connection therewith.

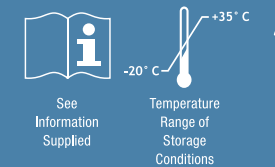
S-Special or Critical User Instructions
This respirator has been approved as a NIOSH N95 filtering facepiece respirator for use in healthcare settings, as a Surgical N95 Respirator conforming to recognized standards for biocompatibility, flammability, and fluid resistance.

Sold by Altor Safety and Manufactured by Louis M. Gerson Co., Inc.

LOUIS M. GERSON CO., INC.
Middleboro, MA 02346 U.S.A.
© 2022, All Rights Reserved
Made in U.S.A.

www.AltorSafety.com

721568 Rev B



Surgical N95 Respirator

- WARNINGS**
Read and understand before use.
- A properly selected respirator is essential to protect your health. Before using this or any product consult an Industrial Hygienist or Occupational Safety Professional to determine its suitability for your intended use.
 - This product will not protect against gases or vapors. Do not use in spray paint operations.
 - Do not use in sand blasting operations.
 - Do not use for protection against asbestos.
 - This product does not supply oxygen. Use this respirator in a well ventilated area containing sufficient oxygen to support life.
 - Do not use when concentrations of contaminants are unknown or immediately dangerous to life.
 - Leave work area immediately if: (A) breathing becomes difficult, or (B) dizziness or other signs of distress occur.
 - If user has any illness or disorder, consult a licensed medical doctor to determine suitability of use.
 - Facial hair and certain facial characteristics may prohibit effective use of this product.
 - Use only in accordance with instructions, labels and limitations relating to this product.
 - Do not alter or modify this product in any way.
 - Follow the manufacturer's instructions for fitting the respirator to the face.
 - Filtering facepieces are to be inspected prior to each use to assure there are no holes in the breathing zone and that no damage has occurred.

- ADVERTENCIAS**
Lea y comprenda antes del uso.
- Para la protección de su salud es esencial que el respirador sea seleccionado correctamente. Antes de usar este o cualquier otro producto consulte a un Higienista industrial o a un profesional de Seguridad en el Empleo, para determinar si es adecuado por el uso que Ud. le quiere dar.
 - Este producto no le protegerá contra humos, gases o vapores. No debe ser usado en operaciones de pintura con pistola rociadora.
 - No debe ser usado en operaciones de arenado.
 - No es apto como protección contra el amianto.
 - Este producto no suministra oxígeno. Use este respirador sólo en ambientes bien ventilados y con oxígeno suficiente para el sostenimiento del organismo humano.
 - No debe ser usado cuando la concentración de los contaminantes es desconocida o cuando se halla en valores demasiado cercanos a los que son peligrosos para la vida.
 - Abandone de inmediato el área de trabajo si (A) la respiración se torna difícil, o (B) si se presentan mareos o cualquier otro signa de indisposición.
 - Si el usuario tiene una enfermedad o dolencia cualquiera consulte a un doctor en medicina licenciado para determinar si es adecuado para el uso.
 - Pelos en la cara y algunas características de la cara pueden impedir el uso eficaz de este producto.
 - Usese solamente en conformidad con las instrucciones, rótulos y limitaciones relacionadas con este producto.
 - Este producto no deberá ser alterado o modificado de ninguna forma.
 - Siga las instrucciones del fabricante para la adaptación del respirador a la cara.
 - Las mascarillas filtrantes deben ser inspeccionadas antes de cada uso, para asegurar que no existan agujeros en la zona de respiración, y que no haya ocurrido algún tipo de daño.

Part No. 1730 / SKU 62210



**N95 Cup Style
RESPIRATOR**
Disposable Surgical N95 Respirator



Fluid Resistant
Meets CDC Guidelines
For TB Exposure Control

For Single Use Only
Solamente para usarse una vez.






SKU 62210

A surgical respirator, when worn properly, may reduce potential exposure of the wearer to blood and bodily fluids, but does not eliminate the risk of contracting any disease or infection. Cuando una mascarilla quirúrgica se coloca adecuadamente en la cara, podría reducir una potencial exposición del usuario al sangrado y fluidos corporales. Pero no elimina el riesgo de contraer alguna enfermedad o infección.

**Respirator Fitting Instructions:
Instrucciones para el uso de Respiradores:**

NOTE: Before occupational use of this respirator a written respiratory protection program must be implemented meeting all the local government requirements. In the United States employers must comply with OSHA 29 CFR 1910.134 which includes medical evaluation, training and fit testing. **NOTA:** Antes de usar esta respirador debe implementarse un programa de protección respiratoria que cumpla con todos los requisitos reglamentarios. En los EEUU el empleador debe atender los requisitos de OSHA 29 CFR 1910.134 que incluye evaluación médica, entrenamiento y ensayo de ajuste.

- Hold the respirator in hand with nosepiece at your fingers, allowing the headbands to hang freely below your hand.
- Press the respirator firmly against your face with the nosepiece on the bridge of your nose.
- Stretch and position the top band high on the back of your head. Stretch the bottom band over the head and position it below your ears.
- Using both hands, mold the metal nosepiece to the shape of your nose.
- To test fit cup both hands over the respirator and exhale vigorously. If air flows around your nose, tighten the nosepiece, if air leaks around the edges, reposition the straps for a better fit.
- Remember, careful observance of these fitting instructions is an important step in safe respirator use.



- Coloque el respirador en la mano con la parte que cubre la nariz hacia los dedos, y dejando que los elásticos cuelguen sueltos por debajo de su mano.
- Coloque el respirador firmemente contra su cara, con la parte que cubre su nariz a poyad contra su tabique nasal.
- Coloque el elástico superior de ajuste sobre la parte posterior y superior de la cabeza. Pase el elástico inferior por encima de la cabeza y ajústelo por debajo de sus orejas.
- Use ambas manos para ajustar la banda metálica al tamaño de su nariz.
- Revise el ajuste colocando ambas manos sobre el respirador u sople fuertemente. Si siente que sale aire alrededor de la nariz, ajuste la banda metálica; si siente la fuga por los bordes, ajuste los elásticos.
- Recuerde que la observación cuidadosa de estas instrucciones es un importante paso para el uso seguro del respirador.